

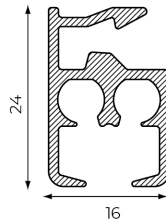
5300



montage plafond & wand

profiel

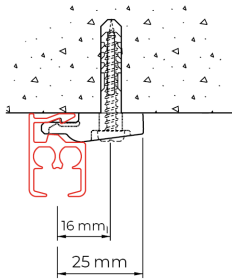
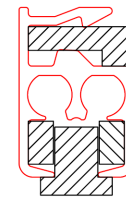
5300 Koordbediend
345 gr/m



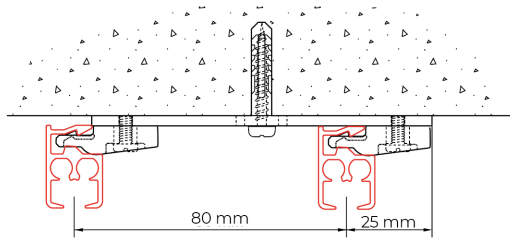
buigen

radius cm
R 15 (1015)
R 20 (1015)
R 25 (1015)
R >100 (1018)

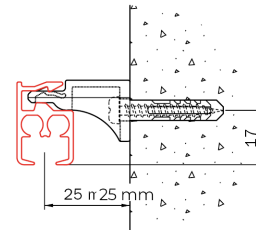
strip plaatsing



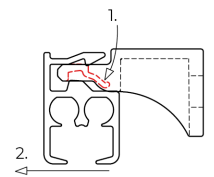
plafondmontage met
plafondsteun 5350



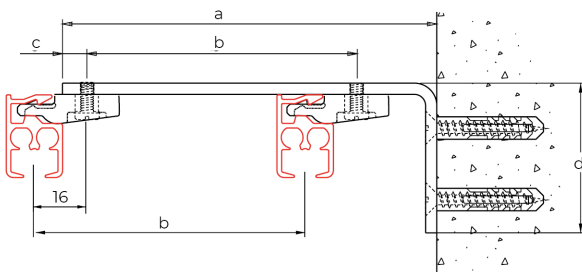
plafondmontage met dubbeldrager 2216
en plafondsteunen 5350



wandmontage met
wandsteun 5351

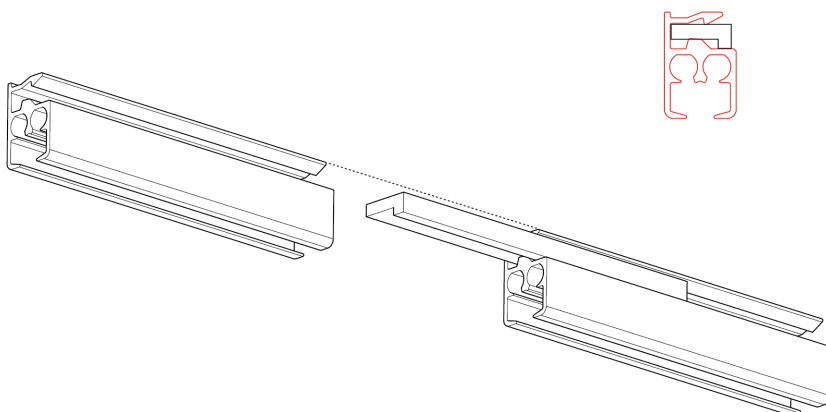


methode om wandsteun
5351 en de rail uit elkaar
te klikken



	a	b	c	d	e	f
2015-05	50	-	6.5	40	16	3
2015-075	75	47	6.5	40	16	3
2015-10	100	72	6.5	40	16	3
2015-15	150	72	6.5	40	16	3
2018-15	150	57/57	6.5	60	20	4
2019-20	2000	80	6.5	60	20	4
2019-25	250	80	6.5	60	20	4
2019-30	300	80	6.5	60	20	4

Toepassingsvoorbeeld



Toepassing van de kunststof railverbinder 5352 in de rug van de 5300



Belastingtabel

(max. gordijngewicht in kg)

5300

Buiging	Glijder/roller	tot 6 m
Recht	4010, 4020	30
	6010	20
1 bocht	4010, 4020	20
	6010	15
2 bochten	4010, 4020	15
	6010	10

Exploded view

