

# 5100



## montage

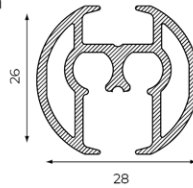
plafond & wand

### \*) buigen

Minimum radius 15 cm. grotere radius (20, 25, 30 cm) sterk aanbevolen voor soepel glijdend gordijn in bochten.

### profiel

**5100 Douche**  
522 gr/m



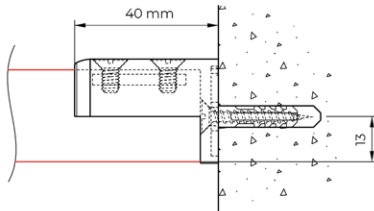
### buigen

radius cm  
R 15\* (1015)  
R 25 (1015)  
R >100 (1018)

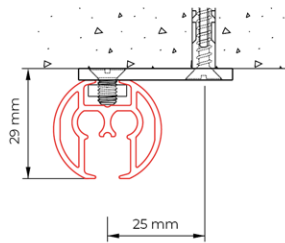
strip plaatsing



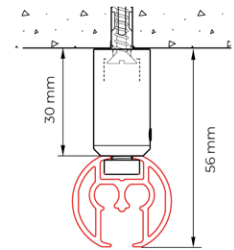
L-vormige strips alleen bij koordbediend



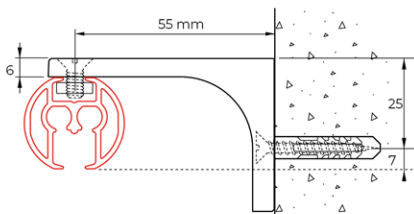
wandmontage 5100 met dagsteun 5149



plafondmontage 5100 met plafondsteun 5135



plafondmontage 5100 met plafondklos 4254

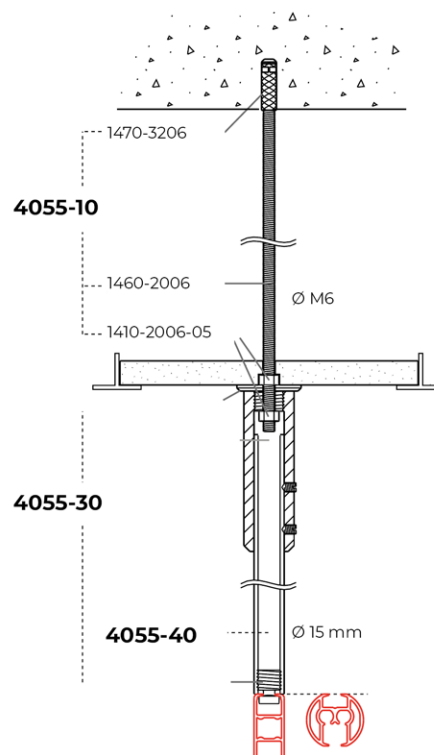


wandmontage 5100 met muurbeugel 5140

### Pendels

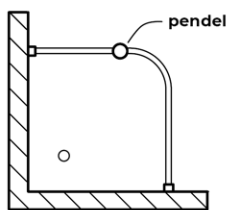
#### plafondmontage 5100

aan pendel 4055-40 met montageset 4055-30, pendel aan draadeindset 4055-10.

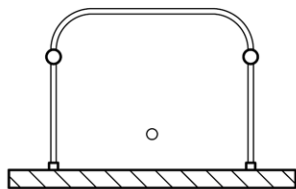


## Toepassingsvoorbeelden

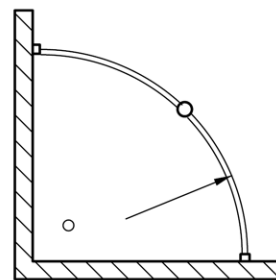
standaard doucheraail situaties en pendelposities



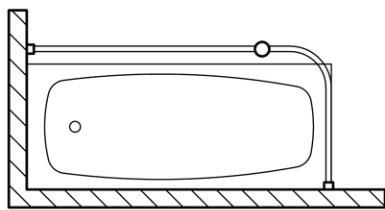
L-vormig (douche)



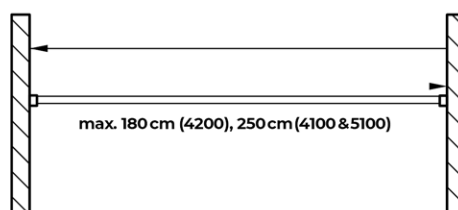
U-vormig (douche)



speciaal (bijvoorbeeld hoekbaden)

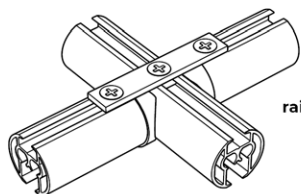


L-vormig (bad)

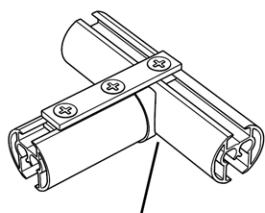


rechte rail

## haakse verbindingen in 5100



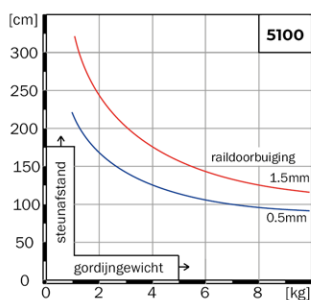
railverbinder 5130



railverbinder 5130  
als haakse verbinder

holle einddeksel 5153-20

## G-Norm



## NEN-1010

NEN-1010 betekent geïsoleerde railbevestiging.  
Voor meer informatie hierover graag contact  
opnemen met Qurails te Ede.